

Magnetic level gauge NA7-45 / NA7-130

Version flange / cone

Application and function

The magnetic level gauge is an indirect level gauge. The boiler level is transmitted analogously 1:1 to the indicating ledge via the float.

The product corresponds to the EU 2014/68/EU.

Applied standards as per EN 13445 / EN 12952 / EN 12953 / AD 2000 or ASME-Boiler.

Technical basic equipment

- Standpipe stainless steel
- Process connection carbon steel
- Indicating ledge AL_-G (D-06-D-16311-0)
- Drain- and ventilation plug

Available (optional) versions

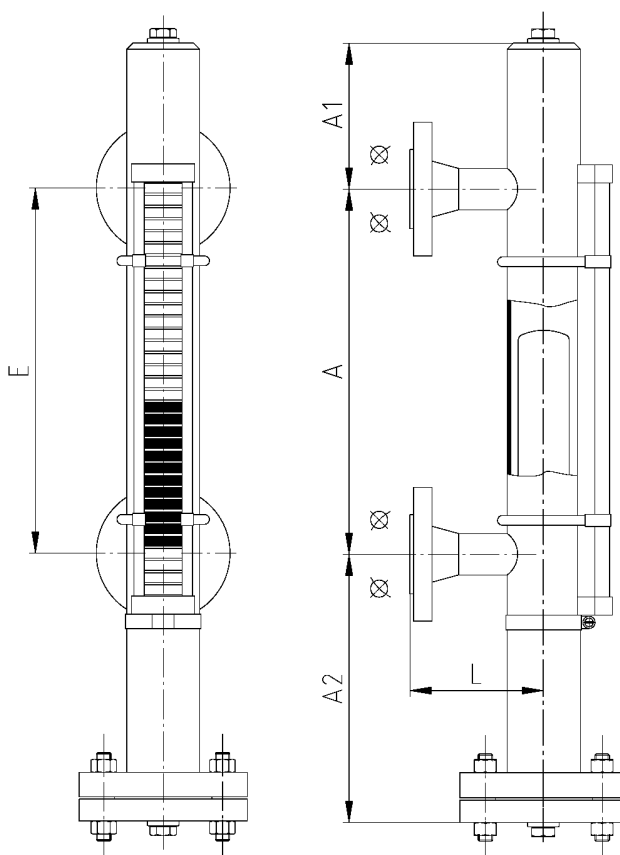
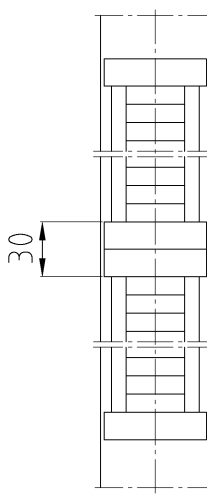
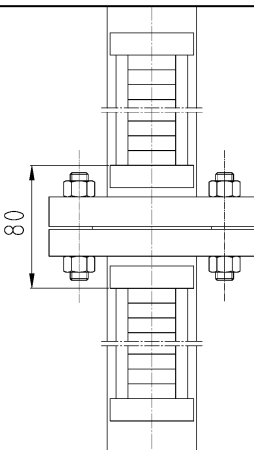
- Medium wetted parts complete stainless steel
- Drain valve AV 500, AV 520 (other drain valve on request)
- Magnetic switch type M510-1-60 (D-06-D-16312-0) for signaling
- Primary element type MRK (D-06-D-16313-0) with integrated R/I-converter, output 4-20 mA
- Light band indicator for remote level indication

Technical data

Allowable pressure	PS	[bar]	20	32	50	80	130
Allowable temperature	TS	[° C]	214	239	265	296	340
Drain valve	Type		AV500		AV520		
	Data sheet		D-09-D-16358-0				



- The indication ledge can be arranged in any position outside the areas of the connection studs.
- To indicate a range > 2,6 m it is necessary to use 2 ore more superposed indicating ledges.
- For level gauges longer than 6 m, the unit will be delivered in divided version with intermediate flange.

NA7-45 with ventilation- and drain plug		Measuring range > 2,6 m
		
		Measuring range > 6 m
Process connection		
Welding end	Socket welding	with drain valve
